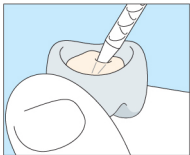


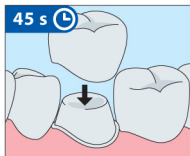
# TempoCemID

## Quick Guide

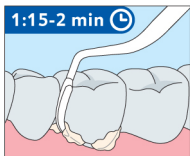
### Recommended Use



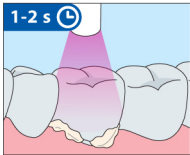
1. Apply TempoCemID to restoration.



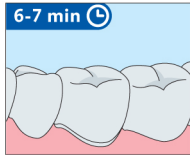
2. Insert restoration within 45 s after start of mixing.



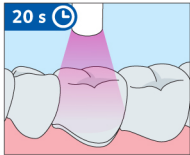
3. Remove cement residues within 1:15–2 min after inserting.



4. Optional: Lightcure cement residues for 1–2 s per side and remove.



5. Allow material to chemically cure for 6–7 min after start of mixing.



6. Where necessary, light-cure cement for at least 20 s per side.



Please consult the enclosed instructions for use for further information.  
DMG America LLC · [www.dmg-america.com](http://www.dmg-america.com)